



Blockholds

CLIMBING HOLDS

ABOUT US

After all these years in climbing gyms and on the rock, all the routesetting days and the wonderful moments with the climbing community, it was the next logical step for us to design our own climbing holds. Holds that encourage the creativity of routesetters and help climbers to enjoy our sport even more. Our holds are the perfect combination of Eriks knowledge about modern competition and commercial setting and Jans shaping skills. With our experience and our great partners, we try to give climbing gyms and routesetters what they need. High quality holds with fair prices and short delivery times.



Jan Wagner
Founder, Shaper

Jan has been a routesetter and rock climber for over 10 years. He spend hundred of days setting in several gyms and visited the best climbing areas in the world. Now he puts his experience and his drive for perfectionism into shaping.




Erik Heldmann
Founder, Routesetter, Shaper

Erik has been working as the chief routesetter at the Studio Bloc gyms for several years. Here he get in contact to the customers and gets to know exactly what is needed for commercial routesetting. In addition to his work as a chiefsetter, he also travels around the world for national and international competitions. This gives him the opportunity to exchange ideas with other route setters from all over the world and to see what holds are needed.



BLOKHOLDS TEAM



Yannick Nagel
Competitionclimbing

- U20 World Champion Combined (2024)
- 2x U20 Vice World Champion Boulder (2024)
- U20 European Champion Boulder/Lead/Combined
- German Champion 2022 Lead



Linda Wuhler
Routesetting x
Competitionclimbing

- Competitionclimbing since 2017
- Baden-Württemberg champion (2023)
- Professional routesetting since 1 year



Filip Donchev
Routesetting x
Competitionclimbing

- Started climbing 2009
- Routesetting since 2016
- Setting for European Youth Cup (2018+2019)
- Setting for Studio Bloc Masters (2023+2024)
- Bouldering till 8b+
- Bulgarian National Champion (2019)

INHALTSVERZEICHNIS

CANDLES
Fiberglass



Dual-TEX

Seite 2

Full-TEX

Seite 6

Special

Seite 12

CURVES
Polyester



Seite 16

COASTS
Polyester



Seite 22





CANDLES DUAL TEX

The first macros from Blokholds. Aesthetic, ergonomic and extra large. Definitely an eyecatcher!! Routesetters can create unique problems with the Candles, especially with the super large and protruding macros of the set. Available in dual-texture, mono-texture and even in no-texture for some special spice on the next competition.



CANDLES DUAL TEX

Fiberglass

01 | DUAL-TEX



Hold Type Sloper
Size ~57 x 29 cm
Weight ~0,8 KG | ~1,76 LB

02 | DUAL-TEX



Hold Type Sloper
Size ~49 x 30 cm
Weight ~1 KG | ~2,20 LB

03 | DUAL-TEX



Hold Type Jug
Size ~ 49 x 30 cm
Weight ~1,1 KG | ~2,42 LB

04 | DUAL-TEX



Hold Type Sloper | positiv
Size ~ 49 x 36 cm
Weight ~1,1 KG | ~2,42 LB

05 | DUAL-TEX



Hold Type Sloper
Size ~ 58 x 30 cm
Weight ~1,25 KG | ~2,75 LB

06 | DUAL-TEX



Hold Type Sloper | positiv
Size ~57 x 32 cm
Weight ~1,25 KG | ~2,75 LB

07 | DUAL-TEX



Hold Type Jug
Size ~ 63 x 31 cm
Weight ~1,6 KG | ~3,52 LB

08 | DUAL-TEX



Hold Type Sloper
Size ~ 64 x 45 cm
Weight ~2 KG | ~4,4 LB

09 | DUAL-TEX



Hold Type Edge
Size ~ 75 x 43 cm
Weight ~1,8 KG | ~3,96 LB

10 | DUAL-TEX



Hold Type Edge
Size ~ 78 x 45 cm
Weight ~2,1 KG | ~4,62 LB

11 | DUAL-TEX



Hold Type Jug
Size ~ 71 x 40 cm
Weight ~2,7 KG | ~5,95 LB

12 | DUAL-TEX



Hold Type Sloper
Size ~ 80 x 45 cm
Weight ~2,6 KG | ~5,73 LB

13 | DUAL-TEX



Hold Type Edge
Size ~ 80 x 43 cm
Weight ~2,6 KG | ~5,73 LB

14 | DUAL-TEX



Hold Type Edge
Size ~ 98 x 43 cm
Weight ~2,8 KG | ~6,17 LB

15 | DUAL-TEX



Hold Type Sloper
Size ~ 100 x 43 cm
Weight ~3,5 KG | ~7,71 LB

16 | DUAL-TEX



Hold Type Sloper
Size ~ 105 x 43 cm
Weight ~3,7 KG | ~8,15 LB

17 | DUAL-TEX



Hold Type Sloper
Size ~ 120 x 67 cm
Weight ~7,5 KG | ~16,53 LB

18 | DUAL-TEX



Hold Type Jug
Size ~ 128 x 62 cm
Weight ~9 KG | ~19,84 LB

CANDLES FULL TEX



CANDLES FULL TEX

Fiberglass

01 | FULL-TEX



Hold Type Sloper
Size ~ 57 x 29 cm
Weight ~ 0,8 KG | 1,76 LB

02 | FULL-TEX



Hold Type Sloper
Size ~ 49 x 30 cm
Weight ~ 1 KG | 2,20 LB

03 | FULL-TEX



Hold Type Jug
Size ~ 49 x 30 cm
Weight ~ 1,1 KG | 2,42 LB

04 | FULL-TEX



Hold Type Sloper | positiv
Size ~ 49 x 36 cm
Weight ~ 1,1 KG | ~2,42 LB

05 | FULL-TEX



Hold Type Sloper
Size ~ 58 x 30 cm
Weight ~ 1,25 KG | 2,75 LB

06 | FULL-TEX



Hold Type Sloper | positiv
Size ~ 57 x 32 cm
Weight ~ 1,25 KG | 2,75 LB

07 | FULL-TEX



Hold Type Jug
Size ~ 63 x 31 cm
Weight ~ 1,6 KG | 3,52 LB

08 | FULL-TEX



Hold Type Sloper
Size ~ 64 x 45 cm
Weight ~2 KG | ~4,4 LB

09 | FULL-TEX



Hold Type Edge
Size ~ 75 x 43 cm
Weight ~1,8 KG | ~3,96 LB

10 | FULL-TEX



Hold Type Edge
Size ~ 78 x 45 cm
Weight ~ 2,1 KG | 4,62 LB

11 | FULL-TEX



Hold Type Jug
Size ~ 71 x 40 cm
Weight ~2,7 KG | ~5,95 LB

12 | FULL-TEX



Hold Type Sloper
Size ~ 80 x 45 cm
Weight ~2,6 KG | ~5,73 LB

13 | FULL-TEX




Hold Type Edge
Size ~ 80 x 43 cm
Weight ~2,6 KG | ~5,73 LB

14 | FULL-TEX



Hold Type Edge
Size ~ 98 x 43 cm
Weight ~2,8 KG | ~6,17 LB

15 | FULL-TEX



Hold Type Sloper
Size ~ 100 x 43 cm
Weight ~3,5 KG | ~7,71 LB

16 | FULL-TEX



Hold Type Sloper
Size ~ 105 x 43 cm
Weight ~3,7 KG | ~8,15 LB

17 | FULL-TEX



Hold Type Sloper
Size ~ 120 x 67 cm
Weight ~7,5 KG | ~16,53 LB

18 | FULL-TEX




Hold Type Jug
Size ~ 128 x 62 cm
Weight ~9 KG | ~19,84 LB



CANDLES SPAX

Polyester

PE | SPAX XS



Quantity	16 Holds
Hold Type	Spax
Size	X-Small
Weight	2,7 KG 5,95 LB

PE | SPAX S



Quantity	10 Holds
Hold Type	Spax
Size	Small
Weight	4,2 KG 9,26 LB





CANDLES NO TEXTURE

All Fiberglass Candles are also available with special textures. No-texture or texture on the „wrong“ site are perfect for some special spice on the next competition.

CANDLES SPECIAL

Fiberglass

03 | NO-TEX



Hold Type Jug
Size ~ 49 x 30 cm
Weight ~1,1 KG | ~2,42 LB

04 | TEXTURE ON THE „WRONG“ SIDE



Hold Type Sloper | positiv
Size ~ 49 x 36 cm
Weight ~1,1 KG | ~2,42 LB

05 | NO-TEX



Hold Type Sloper
Size ~ 58 x 30 cm
Weight ~1,25 KG | ~2,75 LB

07 | TEXTURE ON THE „WRONG“ SIDE



Hold Type Jug
Size ~ 63 x 31 cm
Weight ~1,6 KG | ~3,52 LB

11 | NO-TEX




Hold Type Jug
Size ~ 71 x 40 cm
Weight ~2,7 KG | ~5,95 LB

18 | NO-TEX



Hold Type Jug
Size ~ 128 x 62 cm
Weight ~9 KG | ~19,84 LB





CURVES

The Curves are shaped for the average climber. With the large radius and the skin-friendly material, the jugs and incut slopers are super comfortable to grab. The Holds allows to create easy but quite technical routes and boulders. An absolute must-have for every commercial climbing gym.

The PE-Set consists out of 28 jugs, 22 Slopers, 32 crimps/edges and 20 footholds.



CURVES

Comfortable Jugs for easy and fun routes.
The flat design allows Routesetters to build technical moves. At least two Woodscrew Holds for easy mounting.

Polyester

JUGS XXL



Quantity	2 Holds
Hold Type	Jugs
Size	XX-Large
Weight	9,6 KG 21,16 LB

JUGS XL



Quantity	4 Holds
Hold Type	Jugs
Size	X-Large
Weight	10,2 KG 22,48 LB

JUGS L



Quantity	6 Holds
Hold Type	Jugs
Size	Large
Weight	10,5 KG 23,14 LB

JUGS M



Quantity 8 Holds
Hold Type Jugs
Size Medium
Weight 9,5 KG | 20,94 LB

JUGS S



Quantity 8 Holds
Hold Type Jugs
Size Small
Weight 5,15 KG | 11,35 LB

FOOTHOLDS



Quantity 20 Holds
Hold Type Footholds
Size Small
Weight 1,8 KG | 3,96 LB

OPEN EDGES S-M



Quantity 10 Holds
Hold Type open Edges
Size Small - Medium
Weight 3,5 KG | 7,72 LB

EDGES S-L



Quantity 10 Holds
Hold Type Edges
Size Small - Large
Weight 5,7 KG | 12,57 LB

SLOPERS M-L



Quantity 4 Holds
Hold Type Slopers
Size Medium - Large
Weight 5,45 KG | 12,02 LB

CRIMPS S-M



Quantity 12 Holds
Hold Type Crimps
Size Small - Medium
Weight 3,25 KG | 7,16 LB

**POSITIV
SLOPERS XXL**



Quantity 2 Holds
Hold Type Slopers (Incut)
Size XX-Large
Weight 8,6 KG | 18,95 LB

**POSITIV
SLOPERS XL**



Quantity 2 Holds
Hold Type Slopers (Incut)
Size X-Large
Weight 6 KG | 13,22 LB

**POSITIV
SLOPERS L**



Quantity 6 Holds
Hold Type Slopers (Incut)
Size Large
Weight 7,7 KG | 16,97 LB

**POSITIV
SLOPERS M**



Quantity 8 Holds
Hold Type Slopers (Incut)
Size Medium
Weight 10,8 KG | 23,80 LB





COASTS

The perfect all-rounder. The 184 holds form a broad spectrum from jugs to bad crimps and slopers. On every angle of the wall the routesetters can create challenges for beginners and professionals alike. Crimpy boulder testpiece, easy endurance route with jugs, dynos or a technical slab. With these holds everything is possible.

The PE-Set consists out of 22 jugs, 14 Slopers, 98 crimps/edges and 50 footholds.



from positiv jugs to roof-jugs.
All of them have 3 wood-screw holes for
easy routesetting.

Polyester

JUGS XXL



Quantity	2 Holds
Hold Type	Jugs
Size	XX-Large
Weight	8,3 KG 18,29 LB

JUGS XL



Quantity	4 Holds
Hold Type	Jugs
Size	X-Large
Weight	7,8 KG 17,19 LB

JUGS L



Quantity	6 Holds
Hold Type	Jugs
Size	Large
Weight	8 KG 17,64 LB

JUGS S-M



Quantity	10 Holds
Hold Type	Jugs
Size	Small - Medium
Weight	7,6 KG 16,75 LB



**OPEN
CRIMPS S**



Quantity 12 Holds
Hold Type Crimps | Open
Size Small | 7x11cm
Weight 1,55 KG | 3,41 LB

**INCUT
CRIMPS S**



Quantity 12 Holds
Hold Type Crimps | Incut
Size 7x11cm
Weight 1,5 KG | 3,30 LB

**INCUT
CRIMPS M**



Quantity 20 Holds
Hold Type Crimps | Incut
Size 15x8cm - 20x10cm
Weight 6,65 KG | 14,66 LB

**MINI
CRIMPS S-M**



Quantity 12 Holds
Hold Type Crimps
Size Small - Medium
Weight 3,5 KG | 7,71 LB

SLOPERS L-XL



Quantity 4 Holds
Hold Type Slopers
Size Large - X-Large
Weight 9,1 KG | 20,06 LB

**INCUT
PLATES L**




Quantity 6 Holds
Hold Type Round Edges | Incut
Size 14x25cm
Weight 5,45 KG | 12,01 LB

**SLOPY-INCUT
EDGES L**



Quantity 6 Holds
Hold Type Slopy Edges | Incut
Size Large | 15x28cm
Weight 6,4 KG | 14,10 LB





**INCUT
EDGES L**



Quantity 8 Holds
 Hold Type Edges | Incut
 Size Large | 12x28cm
 Weight 6,5 KG | 14,33 LB

**OPEN
EDGES M**



Quantity 10 Holds
 Hold Type Edges | Open
 Size Medium
 Weight 6,3 KG | 13,88 LB

**POSITIVE
EDGES M**



Quantity 4 Holds
 Hold Type Edges | very positiv
 Size Medium
 Weight 2,5 KG | 5,51 LB

**OPEN
EDGES S**



Quantity 10 Holds
 Hold Type Crimps | Open
 Size Small
 Weight 2,7 KG | 5,95 LB

**POSITIV
SLOPERS XXL**



Quantity 2 Holds
Hold Type Sloper | Incut
Size 21x47cm
Weight 6,95 KG | 15,32 LB

EDGES XXL



Quantity 2 Holds
Hold Type Round Edges | Incut
Size 19x60cm
Weight 7,0 KG | 15,43 LB

BIG EDGES XL



Quantity 4 Holds
Hold Type Edges | Incut
Size 14x47cm
Weight 6,35 KG | 13,99 LB

**INCUT FOOT-
HOLDS**



Quantity 10 Holds
Hold Type Footholds | Incut
Size X-Small
Weight 0,85 KG | 1,87 LB

**SLOPY
FOOTHOLDS**



Quantity 16 Holds
Hold Type Footholds | Open
Size X-Small
Weight 1,45 KG | 3,19 LB

SCREW-ONS



Quantity 24 Holds
Hold Type Footholds - Hand-
holds on Volumes
Size XX-Small
Weight 0,9 KG | 1,98 LB



IMPRINT

CONTACT

Eckernfördestraße 6
65195 Wiesbaden
Germany

www.blokholds.de
contact@blokholds.de

IMPRESSUM

Pictures
Pavlo Vekla

Layout
www.tilmanfalke.de

November
2024





WWW.BLOKHOLDS.DE